
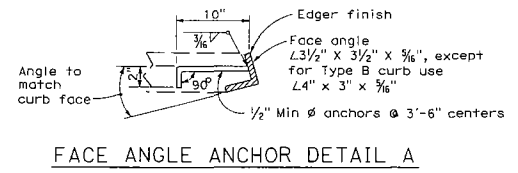
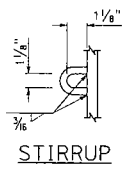
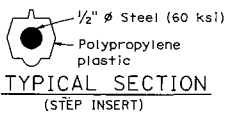


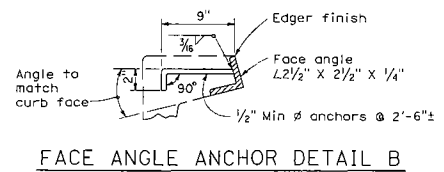
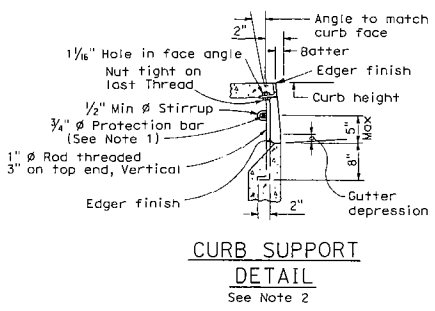
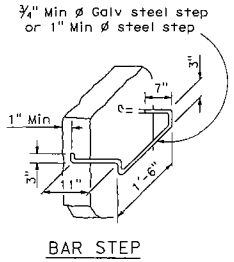
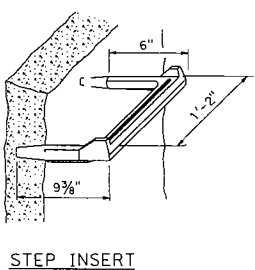
DIST.	COUNTY	ROUTE	POST MILES TOTAL PROJECT	SHEET NO.	TOTAL SHEETS


 REGISTERED CIVIL ENGINEER
 May 1, 2006
 PLANS APPROVAL DATE
 The State of California or its officers or agents shall not be responsible for the accuracy or completeness of electronic copies of this plan sheet.
 To get to the Caltrans web site, go to: <http://www.dot.ca.gov>

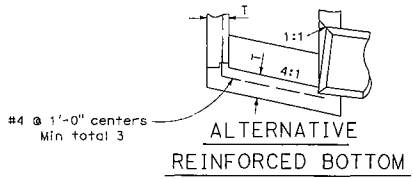
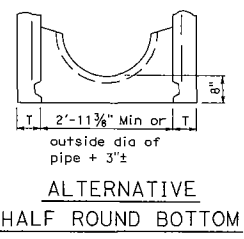
REGISTERED PROFESSIONAL ENGINEER
 Glenn DeCoo
 No. C34547
 Exp. 9-30-07
 CIVIL
 STATE OF CALIFORNIA



Length of Curb Opening	No of Anchors
3'-6" or Less	2
7'-0"	3
10'-0"	4
14'-0"	5
21'-0"	7



STEP DETAILS



NOTES:

- When shown on the project plans, place a $\frac{3}{4}$ " \varnothing plain round protection bar horizontally across length of the opening and bend back 4" into the inlet wall on each side.
- Curb supports shall be evenly spaced and minimal in number such that maximum span of unsupported curb is 7'-0".

STATE OF CALIFORNIA
 DEPARTMENT OF TRANSPORTATION
DRAINAGE INLET DETAILS
 NO SCALE