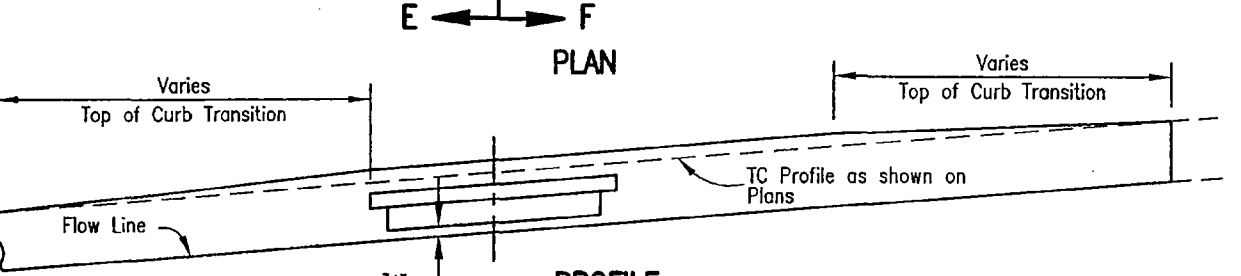
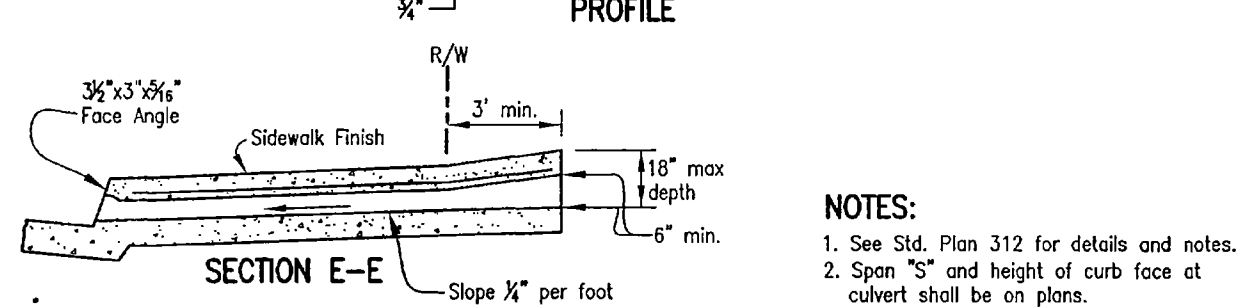


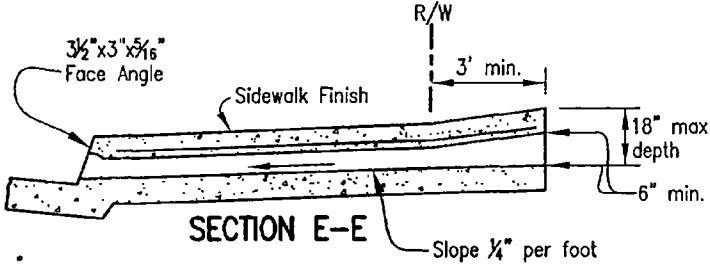
**SECTION D-D**



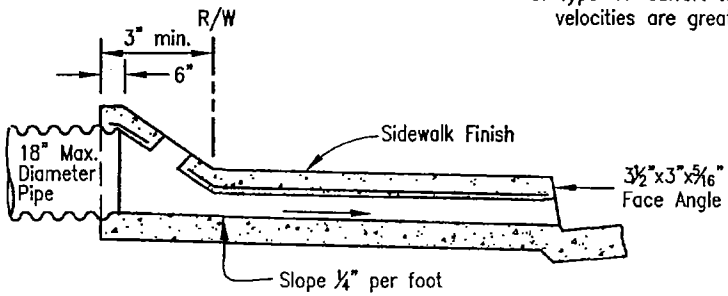
**PLAN**



**PROFILE**



**SECTION E-E**



**SECTION F-F**

**NOTES:**

1. See Std. Plan 312 for details and notes.
2. Span "S" and height of curb face at culvert shall be on plans.
3. Type "A" culvert to be used when inlet velocities are greater than 10 fps.



3-25-04  
DATE APPROVED  
*Justin*  
PUBLIC WORKS DIRECTOR/C.E.  
*[Signature]*  
ASSISTANT CITY ENGINEER

CITY OF ORANGE PUBLIC WORKS DEPARTMENT  
**PARKWAY CULVERT  
TYPE A**

STANDARD  
PLAN No.  
**309**