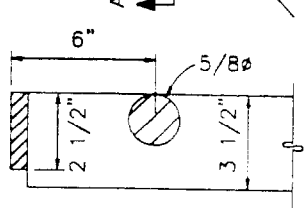
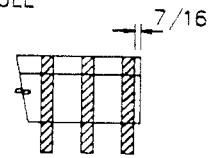


NOTE:

1. BEARING BARS TO BE
3 1/2" x 1/4" BARS
ON 1 7/8" CENTERS
3/8"Ø CROSS BARS RESISTANCE
WELDED OR ELECTROFORGED
TO BEARING BARS
2. WEIGHT OF GRATE 141 lbs
3. USE TYPICAL FRAME AS SHOWN

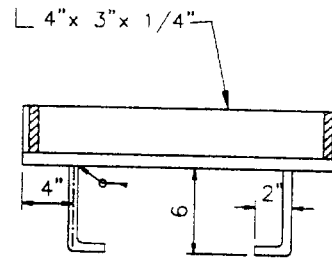
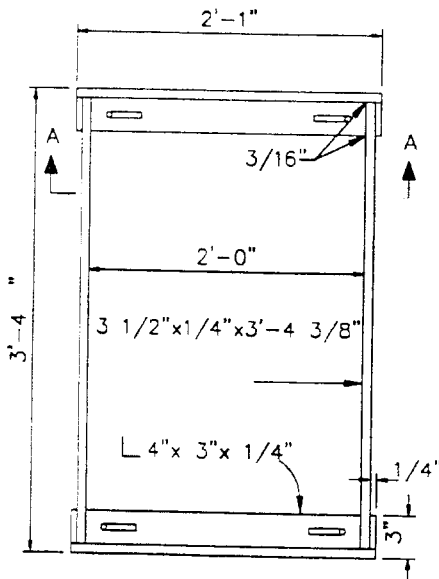


SECTION A-A



SECTION B-B

WELDED STEEL GRATE



SECTION A-A
TYPICAL FRAME

GRATE & FRAME DETAILS
(SEE SHEET 2 FOR LOCKING DEVICE)

CITY OF MURRIETA
DEPARTMENT OF DEVELOPMENT SERVICES

REVISIONS	
5/82	APPROVED

**MISCELLANEOUS CURB INLET
DETAILS AND NOTES**

STD. NO.

407a