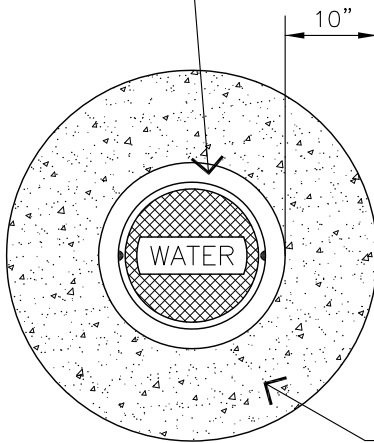


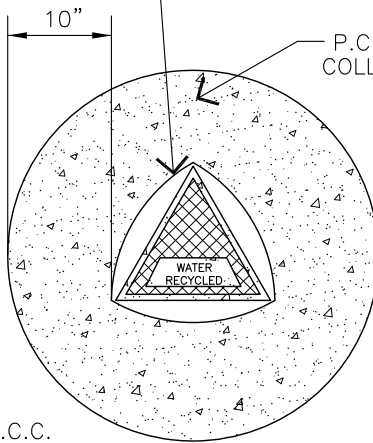
③ SOUTH BAY FOUNDRIES SBF-1900 or PHOENIX P-1090 with beveled edge sealed blind pickhole.

③ CHRISTY G-5 or G-12 when specified

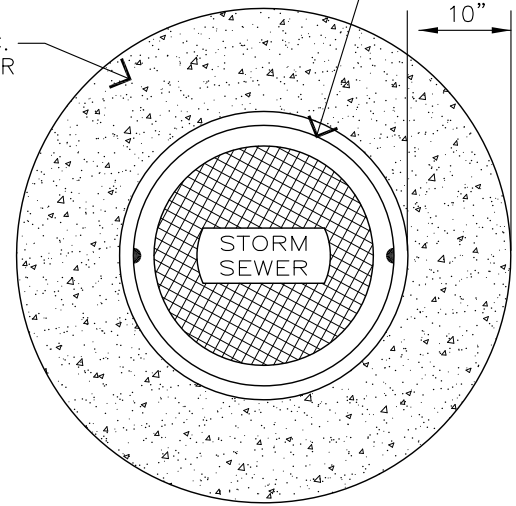
CHRISTY G-4 or BROOKS 4-TT



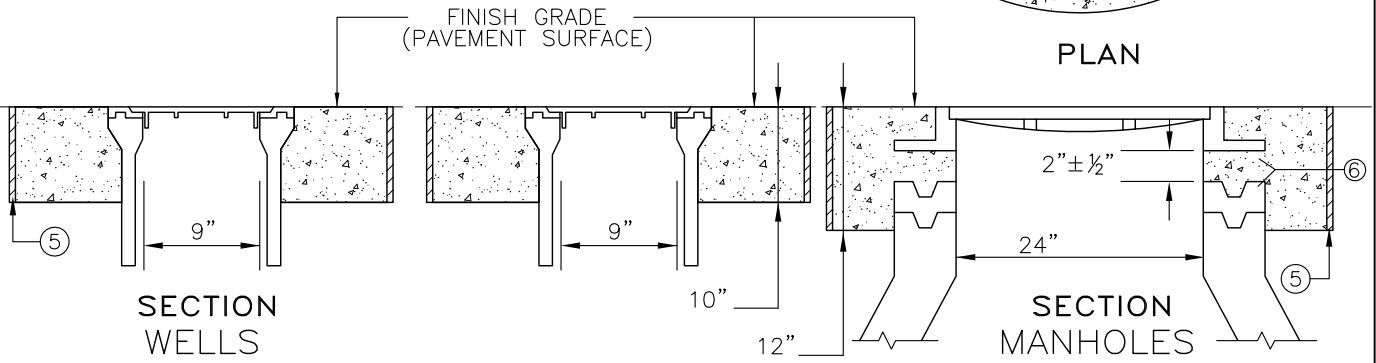
PLAN



PLAN



PLAN



SECTION WELLS

SECTION MANHOLES

WATER VALVE, SEWER CLEANOUT, MONUMENT, MONITORING, RECYCLED WATER

STORM DRAIN, SANITARY SEWER

NOTES:

- ① Completely remove existing concrete collar prior to pouring new concrete collar. The diameter of the new collar shall be equal to the existing collar or the minimum diameter specified in the above detail, whichever is larger.
  - ② Concrete shall be Class 2 concrete, troweled to street grade, and allowed to cure for 48 hours prior to any traffic use. Class 1 concrete may be required to allow next-day traffic use.
  - ③ All utility covers to be raised shall be replaced, if needed, to conform to covers specified above. Covers shall be imprinted with the appropriate utility name.
  - ④ Depth and radius dimensions shown apply to similar covers that are not shown.
  - ⑤ Collars constructed in P.C.C. streets shall be circular in shape and shall be separated from the adjacent P.C.C. street by either a cold joint or a tin form.
- MANHOLES:
- ⑥ Rings shall be 3" or 6". Top of cone to top of frame shall not exceed 18". Grade rings and manhole frame shall be sealed at every joint with butyl rubber (CONSEAL CS-102 or equal). When proper grade cannot be achieved with standard grade rings, the manhole frame shall be suspended in position over the last grade ring, the inside of the frame and shaft shall be formed with tube or monofram system, and the concrete collar shall be poured to provide the joint between the manhole frame and the grade ring stack. Inside of rings shall be grouted with non-shrink grout to obtain a smooth surface free from gaps, holes and sharp edges. 2" clearance applies to the low side of the frame. Clearance may be greater on the high side as dictated by the street grades and as directed by the City Engineer. Use 6" concrete reducing rings in cases where existing manhole opening must be reduced to accommodate the new frame and cover.

REVISIONS	BY	APP	DATE
New border	JDL	WAP	9-97
Monitoring wells incl.	BL	JDW	10-03
Add recycled water well	SR	BL	3-06
STANDARD CURRENT AS OF:		January 2008	



UTILITY COVER  
GRADE ADJUSTMENT  
& P.C.C. COLLAR

6040