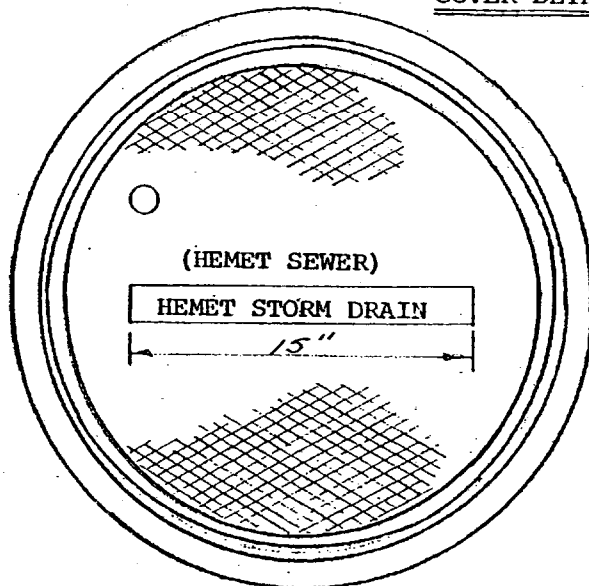


COVER DETAIL



TOP VIEW

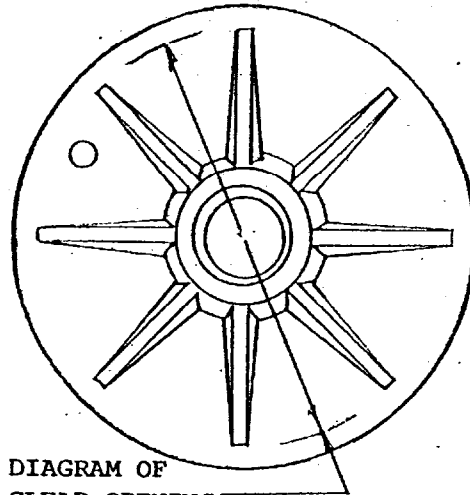
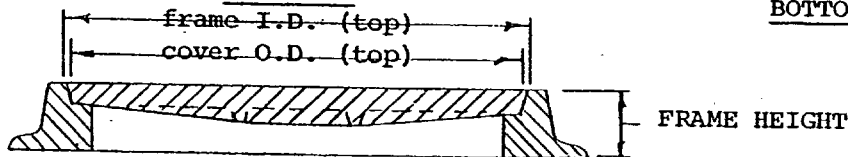
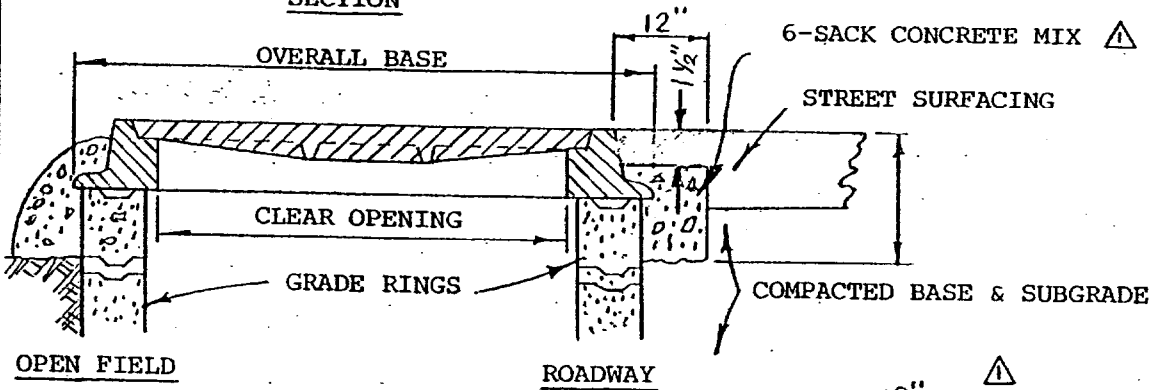


DIAGRAM OF CLEAR OPENING

BOTTOM VIEW

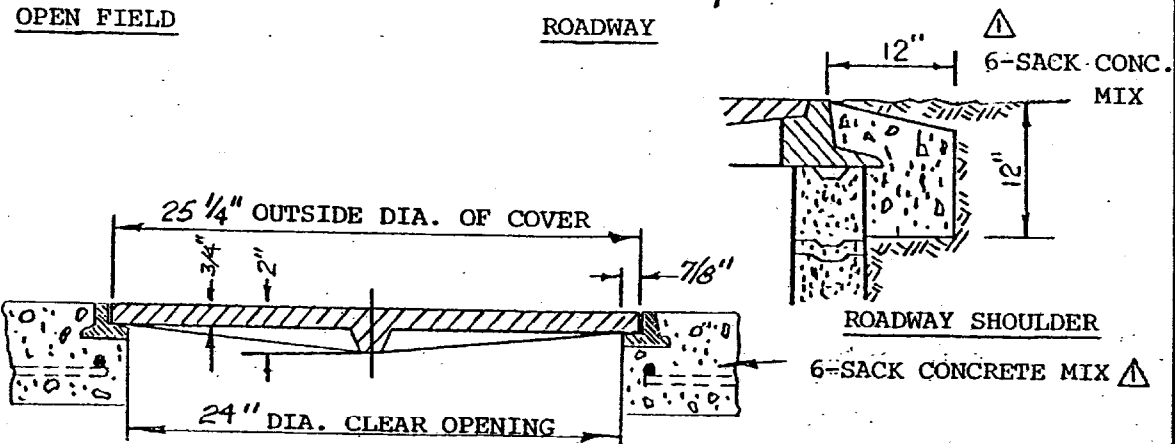


SECTION



OPEN FIELD

ROADWAY



SECTION THRU FRAME & COVER

REVISIONS	
Δ 86 S.W.	

City of Hemet
MANHOLE & STORM DRAIN FRAME & COVER
Sheet 1 of 2
STANDARD No. D - 305

NOTES

1. Manhole cover shall be designed for A.A.S.H.O. H-20 loading.
2. Cast iron shall have minimum tensile strength of 30,000 lbs. p.s.i.
3. Manhole cover shall be Alhambra Foundry Co. Type A-1254-6 for 24" dia. and Type A-1251 for 36" dia., or approved equal.
4. Catch basin manhole cover shall be Alhambra Foundry Co. A-1530, non-traffic.

MANHOLE COVER & FRAME REQUIRED DIMENSIONS

CLEAR OPENING	COVER O.D.	FRAME I.D.	FRAME HEIGHT	OVERALL BASE	TOTAL WT.
24"	25 1/4"	25 1/2"	6"	36"	425 lbs.
36"	38"	38 1/4"	5 1/2"	44"	650 lbs.

REVISIONS	

<i>City of Hemet</i>
NOTES MANHOLE & STORM DRAIN FRAME & COVER
sheet 2 of 2
STANDARD NO. D-305A