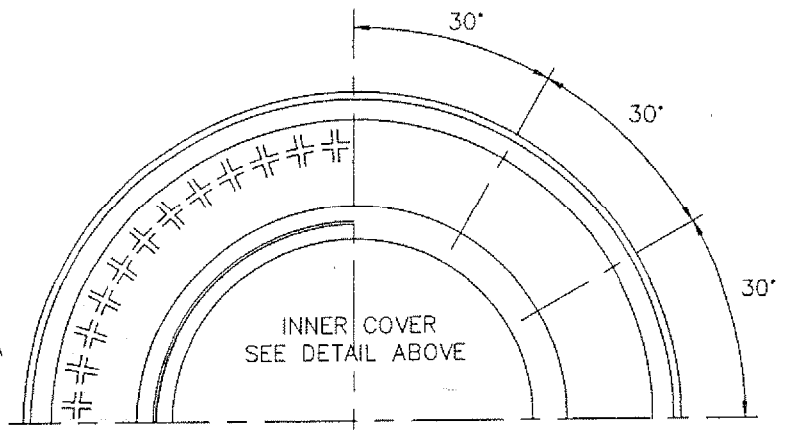
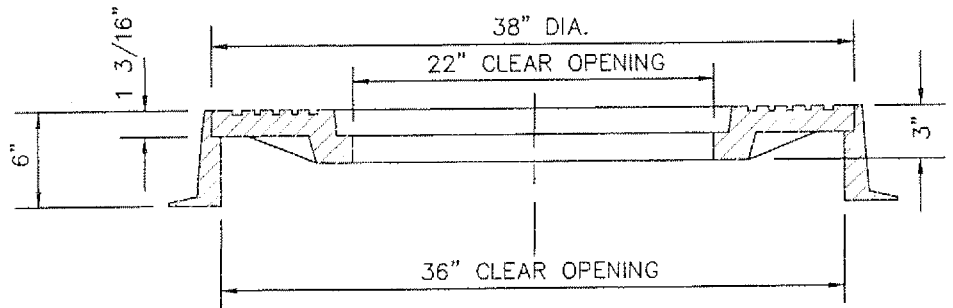


NOTES:


1. THE PRY NOTCH SHALL BE COMPLETELY COVERED BY THE FRAME SEATS TO PREVENT SURFACE WATER INTRUSION.
2. MACHINE SEATS AND GRIND LUGS SMOOTH, DIAMETER TOLERANCE $\pm 1/8$ ".
THE CAST IRON USED SHALL HAVE A TENSILE STRENGTH OF 30,000 LBS. PER SQUARE INCH.
4. "COB SEWER" SHALL BE ON THE COVER AS SHOWN ABOVE.
5. MANHOLE COVER SHALL BE NON-ROCKING ALHAMBRA A-1325, OR APPROVED EQUAL.
6. SEALED MANHOLE COVER SHALL BE ALHAMBRA A-1251 B-6, OR APPROVED EQUAL.
7. TO BE USED ON 60" DIAMETER MANHOLE SHAFTING.



PLAN - BOTTOM VIEW



A-1325 OUTER COVER



APPROVED: PUBLIC WORKS DIRECTOR

James W. Rodkey, Jr. DATE *9/7/00*
 JAMES W. RODKEY, JR.

APPROVED: CITY ENGINEER
Robert K. Holt DATE *8/31/00*
 ROBERT K. HOLT, P.E.

CITY OF
 BLYTHE

MANHOLE FRAME & COVER
 TYPE B

STANDARD DRAWING NO. SS-411A