
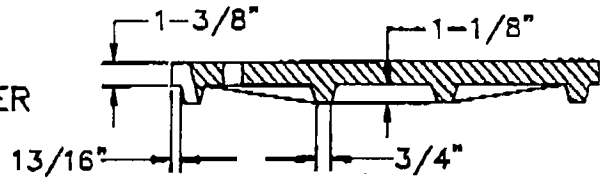


COVER-BOTTOM VIEW

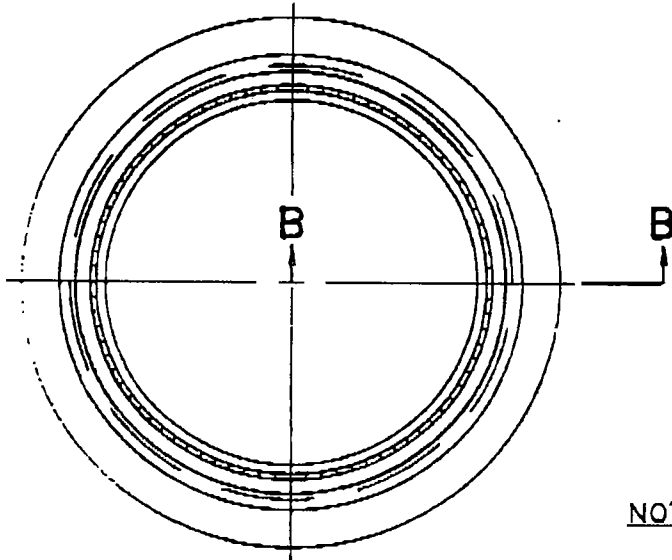


COVER-TOP VIEW

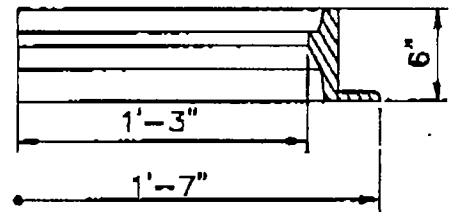
NOTE:
EACH FRAME AND COVER SHALL
BE MATCHED SO THAT THE COVER
WILL NOT ROCK IN THE FRAME.



SECTION A-A



RING PLAN



SECTION B-B

NOTES:
CAST IRON SHALL HAVE MINIMUM
TENSILE STRENGTH OF 30,000 LBS.
PER SQUARE INCH.
ALHAMBRA FOUNDRY CO. TYPE
A-1252 OR EQUAL.
RIVERSIDE FOUNDRY CO. TYPE
R-1252 OR EQUAL.
WEIGHT OF FRAME AND COVER
=430 LBS. MINIMUM.

REVISIONS	
L.P.C.	
2-28-90	

ELSINORE VALLEY
MUNICIPAL WATER DISTRICT

MANHOLE FRAME
AND COVER

STD. DWG. NO.

S-9